

KEY INVESTMENT HIGHLIGHTS

- Leading, global technology-enabled ETP-focused liquidity provider
- Excellence in ETP pricing developed through more than a decade of trading experience
- Cutting-edge proprietary technology platform with a highly robust, real-time risk management framework
- Team driven culture to encourage engagement
- Track record of strong growth, high margins & attractive dividend pay-out
- Providing liquidity in ETPs, covering all asset classes, trading on all major exchanges, on- and off exchange
- Trading in 36 countries at 104 trading venues globally

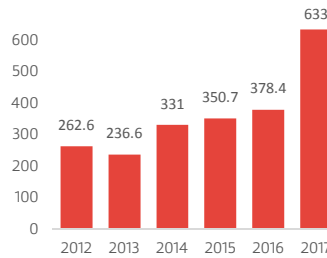
INVESTMENT PROFILE

Ticker	FLOW NA / FLOW.AS
ISIN	NL0011279492
Exchange	Euronext Amsterdam
Market Cap	€931 million (end FY17)
Number shares	46,534,500
52W high / 52w Low	€33.355 / €17.13
Dividend FY17	€ 0.65
Free Float	75% (Euronext)

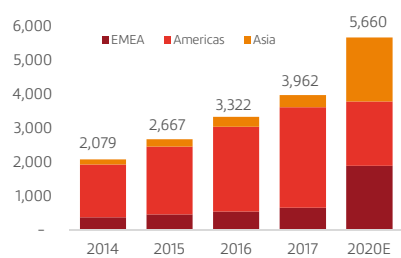
GLOBAL ETP MARKETS DRIVEN BY SECULAR TRENDS

- Strong Proliferation of Low Cost Passive Investing
- Asset growth shift from active to cost-effective passive strategies
- Increasing global ETP adoption among institutions, intermediaries and retail investors
- Secular shift driven by regulators aiming at increasing financial stability and transparency
- Global electrification of trading to minimise costs and maximise efficiency and transparency

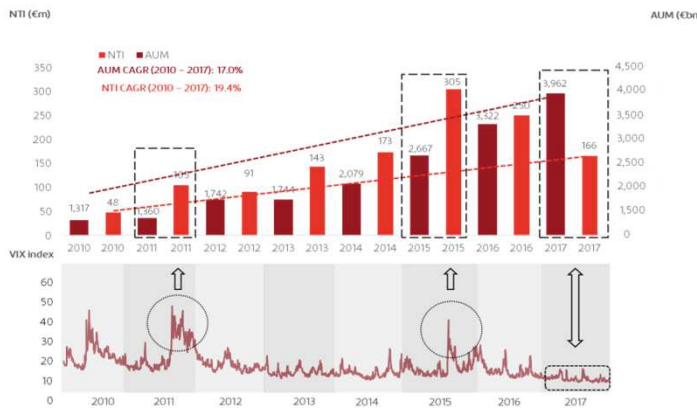
ANNUAL ETP NET FLOWS (US\$bn)



ETP AUM BY REGION (€bn)



FLOW TRADERS CONSISTENTLY OUTPERFORMED THE MARKET THROUGH VARYING MARKET CYCLES



CONNECTED TO ETP ISSUERS ACROSS THE GLOBE

Quotes continuously > 5,500 ETPs on 104 trading venues



CONSOLIDATED INCOME STATEMENT

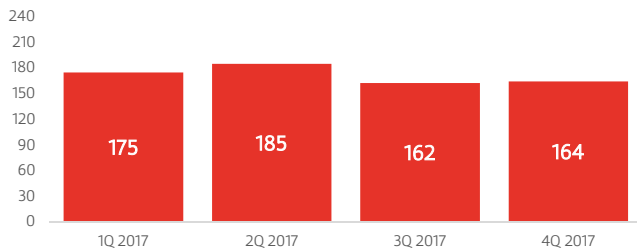
	FY 2017	FY 2016	Var (%)
Net Trading Income	166.0	250.0	(34%)
Employee Expenses (fixed)	(32.2)	(25.9)	21%
Employee expenses (Variable)	(25.2)	(58.4)	(34%)
Technology expenses	(37.3)	(34.8)	27%
Other expenses	(15.2)	(12.2)	9%
EBITDA	56.0	118.7	(53%)
Depreciation/Amortisation	(7.2)	(6.3)	
Write off tangible assets	(0.5)	(2.8)	
Results subsidiaries	(0.1)	(0.2)	
Profit before tax	48.4	109.4	(57%)
Tax	(8.8)	(17.5)	
Net Profit	39.6	91.9	(57%)
EPS (€)	0.85	1.98	

CONDENSED CONSOLIDATED BALANCE SHEET

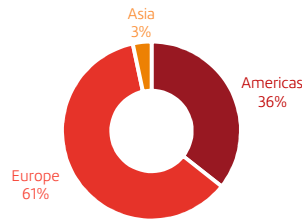
Assets	Dec. 2017	Dec. 2016	Var (%)
Trading Capital	272	343	(21%)
Property, Equipment and Intangible assets	29	23	26%
Other Assets	19	25	(24%)
Total Assets	320	391	(18%)
Equity & liabilities			
Total Equity	254	270	(6%)
Other liabilities	65	113	(42%)
Tax liabilities	1	8	(87%)
Total liabilities	66	121	(55%)
Total Equity & liabilities	320	391	(12%)

Track Record of Consistent Growth and High Pay-out ratios under any market circumstances

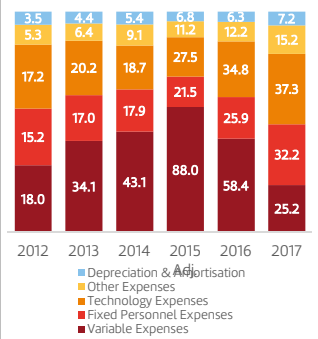
2017 QUARTERLY ETP VALUE TRADED (€Bn)



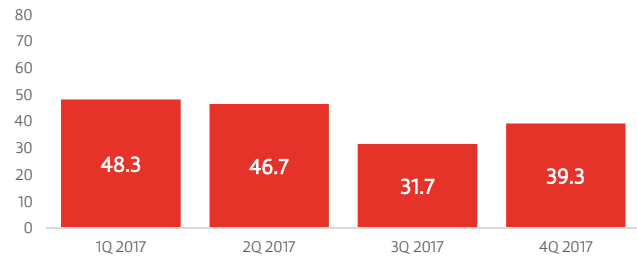
2017 ETP VALUE TRADED / REGION



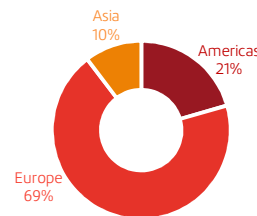
OPEX STRUCTURE



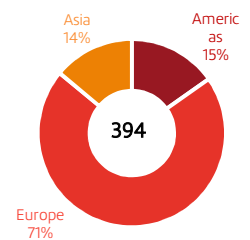
2017 QUARTERLY NET TRADING INCOME (€m)



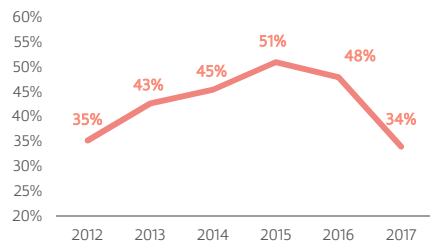
2017 NTI BREAKDOWN / REGION



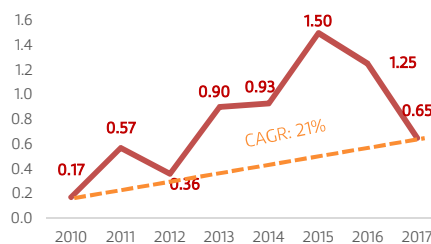
2017 FTE / REGION



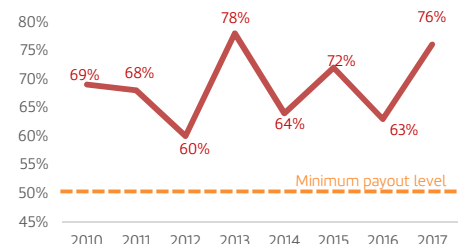
CONSISTENT HIGH MARGINS



DEVELOPMENT OF DIVIDEND (€)



DEVELOPMENT OF DIVIDEND PAY OUT RATIO



DEEP BENCH OF SEASONED EXECUTIVES

Dennis Dijkstra (Co-CEO)

Joined our company as CFO in 2009 and was appointed co-CEO in January 2014. Prior to joining Flow Traders in 2009, Dennis held positions at Arthur Andersen, Faxtor Securities, NIBC and Sparck.

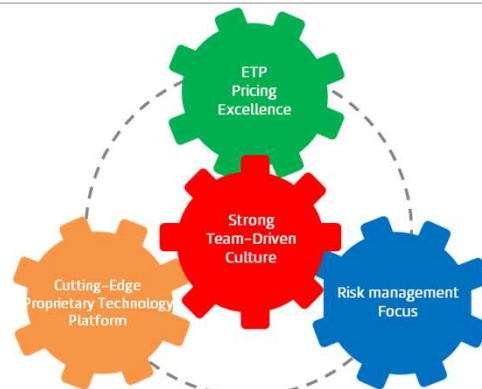
Marcel Jongmans (CFO)

Joined our company as CFO in October 2016, focusing on finance & tax, investor relations, clearing, mid-office and internal audit. Held positions at MeesPierson, Fortis Bank and ABN AMRO Clearing Bank N.V., at which he served as CEO for 12 years prior to joining Flow Traders.

Sjoerd Rietberg (Co-CEO)

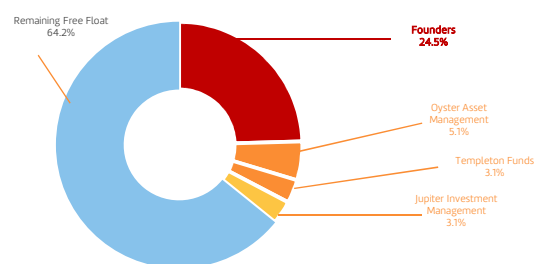
Joined our company in 2005 as a senior trader and was named Head of Trading in 2009 and COO in 2010. Subsequently appointed co-CEO in January 2014. Prior to joining Flow Traders in 2005, Sjoerd Rietberg held a trading position at Newtrade Derivatives.

LEADERSHIP SUPPORTED BY STRONG CORPORATE MODEL



MAJOR SHAREHOLDERS & FREE FLOAT

As at 01 January 2018



ANALYST COVERAGE & INVESTOR RELATIONS

Ron Heijdenrijk	ABN AMRO
Martin Price	Credit Suisse
Gregory Simpson / Arnaud Giblat	Exane BNP Paribas
Adedapo Oguntade	Morgan Stanley
Michael Werner	UBS
Syed Anil Sharma	Kempen & Co
Michael Roeg	Bank Degroof Petercam
Rosine Van Velzen	ING Bank

Investors Relations Contact

Serge Enneman
Investor Relations Officer
Phone: +31 20 7996799
Email: Investor.relations@flowtraders.com